

### **TV addicts**

Ask your child to keep a record of how long he / she watches TV each day for a week. Then ask him / her to do this.

- ◆ Work out the total watching time for the week.
- ◆ Work out the average watching time for a day (that is, the total time divided by 7).

Instead of watching TV, you could ask them to keep a record of time spent eating meals, or playing outdoors, or anything else they do each day. Then work out the daily average.

---

---

---

---

---

---

### **Four in a line**

Draw a 6 x 7 grid.


Fill it with numbers under 100.

- ◆ Take turns.
- ◆ Roll three dice, or roll one dice three times.
- ◆ Use all three numbers to make a number on the grid.
- ◆ You can add, subtract, multiply or divide the numbers, e.g. if you roll 3, 4 and 5, you could make  $3 \times 4 - 5 = 7$ ,  $54 \div 3 = 18$ ,  $(4 + 5) \times 3 = 27$ , and so on.
- ◆ Cover the number you make with a coin or counter.
- ◆ The first to get four of their counters in a straight line wins.

### **Rhymes**

Make up rhymes together to help your child to remember the harder times-tables facts, e.g.

$6 \times 7 = 42$  phew!  $7 \times 7 = 49$  fine!  $6 \times 8 = 48$  great!




# Supporting **Maths** and **Numeracy** Skills at Home




## Ysgol Gynradd Sili **Sully Primary School**

Blwyddyn 6 – Year 6



## Targets – Year 6

By the end of Year 6, **most** children should be able to...

- Know all tables to 10 x 10, especially for division, e.g.  $63 \div 7 = 9$ , and quickly work out remainders.
- Multiply and divide decimals by 10 or 100 in their heads, e.g.  $2.61 \times 10$ ,  $53.2 \div 100$ .
- Put numbers, including decimals, in order of size, e.g. 1.06, 0.099, 0.25, 1.67.
- Use pencil and paper to add and subtract decimals, e.g.  $3.91 + 8.04 + 24.56$ , or  $13.3 - 1.27$ .
- Use pencil and paper to multiply and divide, e.g.  $387 \times 46$ ,  $21.5 \times 7$ ,  $539 \div 13$ ,  $307.6 \div 4$ .
- Cancel fractions e.g. reduce  $\frac{4}{20}$  to  $\frac{1}{5}$ , and work out which of two fractions is bigger, e.g.  $\frac{7}{12}$  or  $\frac{2}{3}$ .
- Work out simple percentages of whole numbers, e.g. 25% of £90 is £22.50.
- Estimate angles and use a protractor to measure them.
- Work out the perimeter and area of simple shapes that can be split into rectangles, e.g. 
- Solve word problems and explain their methods.
- Use co-ordinates to plot the position of points.
- Understand and use information in graphs, charts and tables.

### About the targets

These targets show some of the things your child should be able to do by the end of **Year 6**.

Some targets may be more complex than they seem, e.g. children may know how to work out sums on paper but need to see when it is quicker to work them out in their heads.

### Fun activities to do at home

#### **Favourite food**

- ◆ Ask your child the cost of a favourite item of food. Ask them to work out what 7 of them would cost, or 8, or 9. How much change would there be from £50?
- ◆ Repeat with his / her least favourite food. What is the difference in cost between the two?

#### **Sale of the century**

- ◆ When you go shopping, or see a shop with a sale on, ask your child to work out what some items would cost with:
  - 50% off
  - 25% off
  - 10% off
  - 5% off